

**MECOSTA COUNTY ROAD COMMISSION**  
**2016**  
**Annual Report**



**John Currie**  
Chairman

**Van Johnson**  
Vice Chair

**Mike Wernette**  
Member

**PREPARED FOR THE MECOSTA COUNTY BOARD  
AND THE RESIDENTS OF MECOSTA COUNTY**

**PREPARED BY THE MECOSTA COUNTY ROAD COMMISSION  
JOYCE E. RANDALL, MANAGING DIRECTOR/CLERK**

**MECOSTA COUNTY ROAD COMMISSION  
PRIMARY LOCAL ROAD CERTIFICATION**

	<b>Miles</b>	
Primary Road	271.72	24%
Local Road	861.88	76%
<b>Total County Miles</b>	<b>1133.60</b>	

State Trunkline:		
Freeway Miles	127.074	(lane miles)
Non-Freeway Miles	173.366	
<b>Total State Miles</b>	<b>300.44</b>	



	<b>Miles</b>
Primary Roads Paved	258.47
Primary Roads Gravel	13.25
Local Roads Paved	275.92
Local Roads Gravel	514.22
Seasonal Roads	71.74
<b>Total County Miles</b>	<b>1133.60</b>



2015 Centerline painting:

	<b>Miles</b>
Primary	107.8
Local	18.2

2015 Edgeline painting:

Primary	157.6
Local	3.6

MECOSTA COUNTY ROAD COMMISSION  
 2016 HEAVY MAINTENANCE PROJECTS  
 PRIMARY

Location	Township	Miles	Tons	Description	Funding Source
Jefferson Rd; 210th to US131	Aetna	0.6	859.93	Wedge	MCRC
160th Ave; Sheer N. of 21 Mile	Grant	0.5	111.64	Wedge	MCRC
Hoover Rd; 200th to 185th Ave	Green	1.5	682.19	Wedge	MCRC
Buchanan Rd; Bridge	Morton	0.2	1222.47	Reconstruct	MCRC/Bridge Funds
150th Ave; 13 Mile - Buchanan	Austin	4.6	10137.75	Pulv & Pave	MCRC
13 Mile; 205th to 220th Ave	Big Rapids	1.5	3294.29	Pulv & Pave	MCRC
McKinley Rd; M20-N.Millpond	Big Rapids	2.4	6601.69	Pulv & Pave	MCRC
Jefferson Rd; 110th-155th Ave	Deerfield/Hinton	4.5	10346.31	Pulv & Pave	MCRC
23 Mile Rd; NLD to 200th Ave	Green	1	2242.68	Pulv & Pave	MCRC
70th Ave; 5 Mile to 7 Mile Rd	Hinton/Morton	2	4641.32	Pulv & Pave	MCRC
85th Ave; 1 Mile to 5 Mile Rd	Hinton	4	9932.92	Pulv & Pave	MCRC
Dwight/E. Chippewa/19 Mile	Chippewa	0.1	144.17	Wedge	MCRC

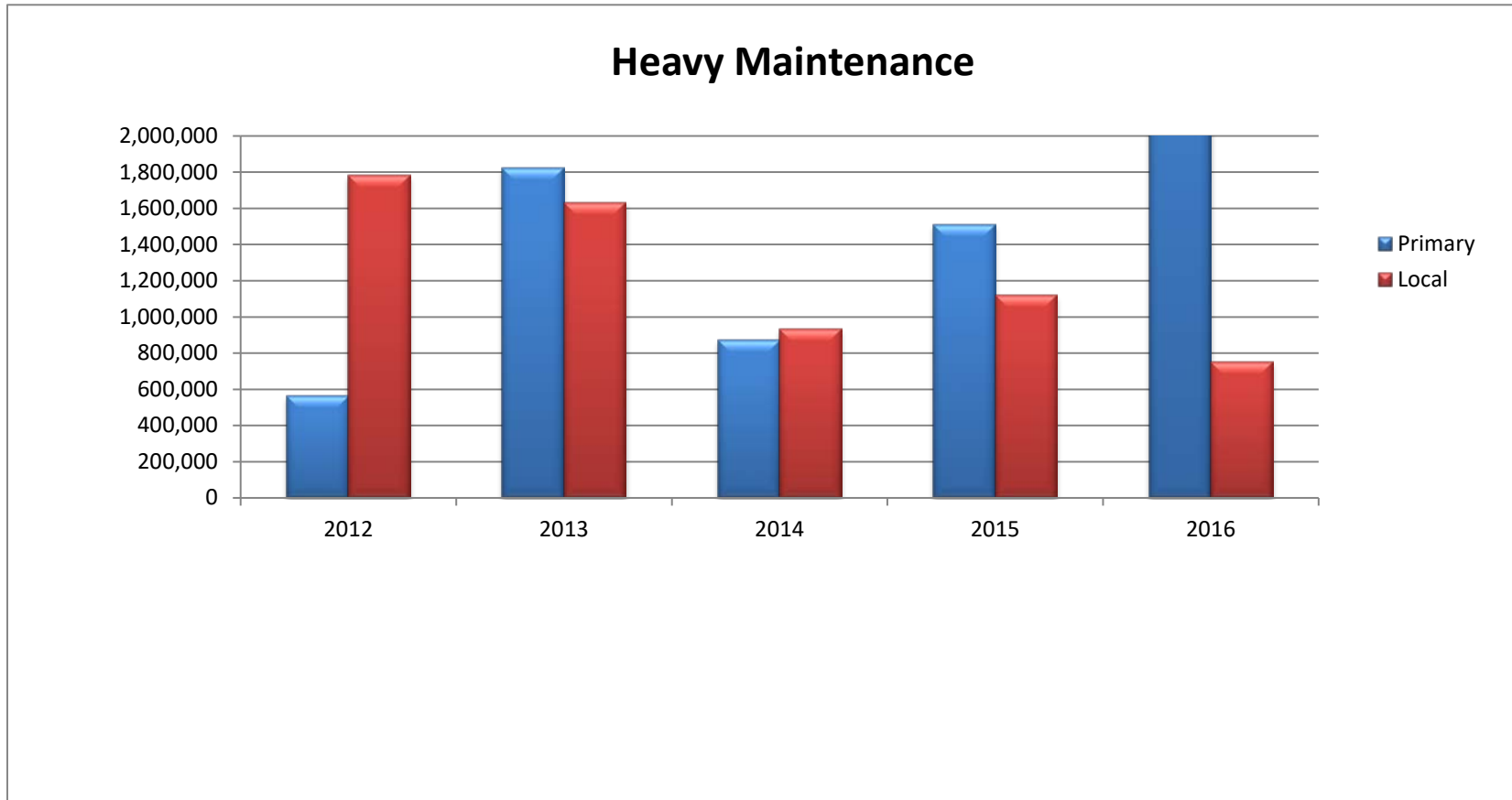
**Total Primary Projects**

**22.9 50217.36**



## MECOSTA COUNTY ROAD COMMISSION

	2012	2013	2014	2015	2016
<b>PRIMARY ROAD</b>	563,101	1,822,895	872,367	1,511,874	3,882,464
<b>LOCAL ROAD</b>	1,781,165	1,634,439	933,474	1,120,979	750,751



**MECOSTA COUNTY ROAD COMMISSION  
2016  
ROAD MAINTENANCE**

		<u>Primary</u>	<u>Local</u>
Surface Maintenance		2,302	0
Asphalt	0.01	60,512	48,497
Gravel	0.02	19,301	673,115
Patch	0.03	146,513	196,559
Grading	0.05	5,331	191,679
Crackseal	0.04	29,568	16,406
Shoulder Maintenance			
Grading/Maint.	0.01	68,157	30,621
Gravel	0.02	190,682	53,348
Sealcoat		920,594	222,168
Dust Layer		32,343	208,786
Trees & Shrubs		203,407	138,792
Drainage & Backslopes		48,292	70,997
Seeding & Mulching		1,638	857
Roadside Cleanup		1,787	435
Ditching		206	5,308
Grass & Weed Control		54,964	77,392
Brush Spraying		0	0
Culverts		34,794	56,245
Guardrail & Posts/ROW Fence		517	0
Sweeping & Flushing		4,049	2,788
Winter Maintenance		535,863	775,258
Traffic Signs		69,007	22,271
Pavement Marking		41,731	3,219
Seasonal Roads		0	8,933
Field Supervision		124,810	116,158
Emergency Repairs		11,082	13,132
<b>TOTALS</b>		<u><b>2,607,448</b></u>	<u><b>2,932,963</b></u>

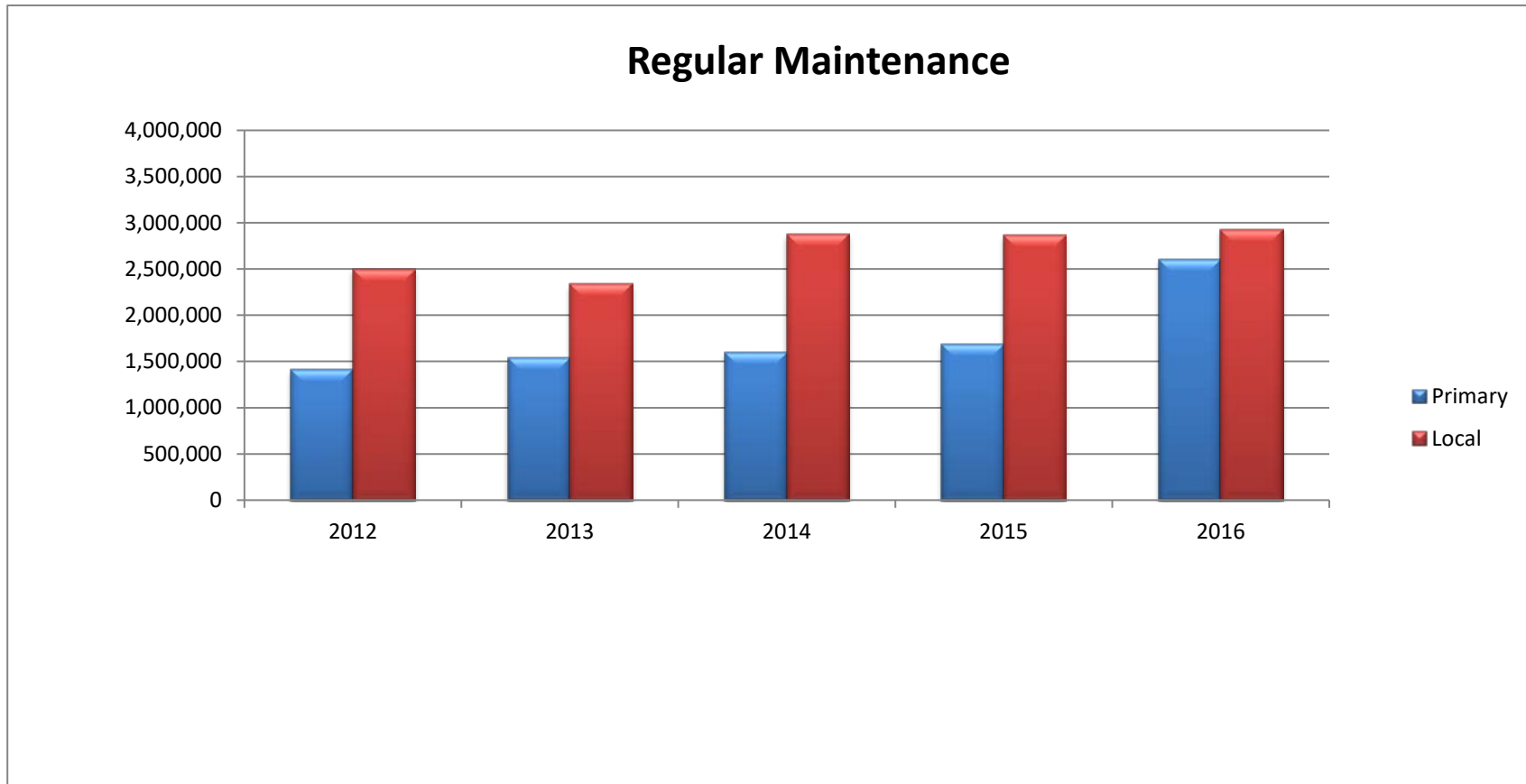
**MECOSTA COUNTY ROAD COMMISSION  
2016  
ROAD MAINTENANCE**

<u>Maintenance Costs for 2016</u>	<u>Primary</u>	<u>Local</u>
Mileage	<b>272</b>	<b>862</b>
Winter Maintenance Cost Per Mile	\$ 1,970	\$ 899
Total Maintenance Cost Per Mile	\$ 9,586	\$ 3,403
Gravel Road Mileage	<b>13</b>	<b>514</b>
Gravel Road Surface Maintenance (Gravel; Grading; Dustlayer)	\$ 4,383	\$ 2,089
Paved Road Mileage	<b>258</b>	<b>276</b>
Paved Road Surface Maintenance* (Asphalt; Patch; Shoulder; Marking & Sealcoat)	\$ 4,656	\$ 2,009
Seasonal Road Mileage		<b>72</b>



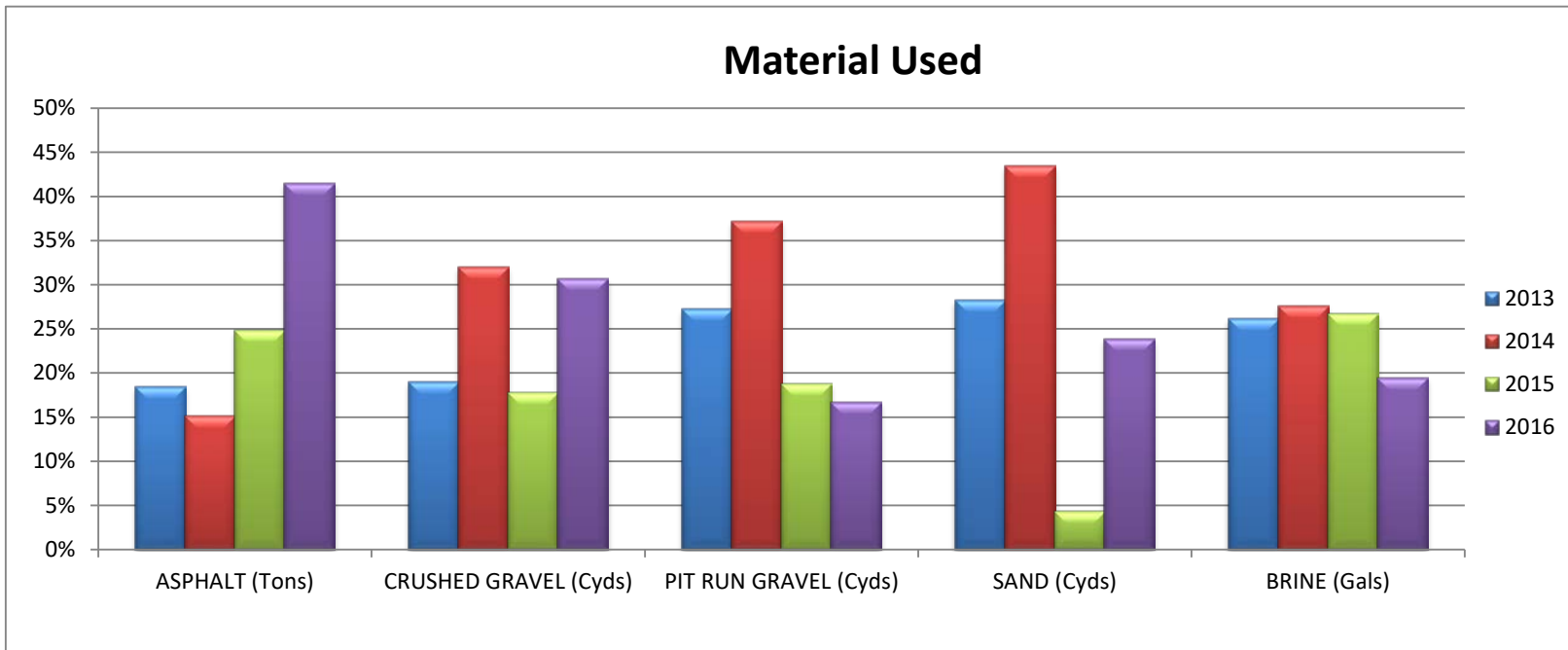
**MECOSTA COUNTY ROAD COMMISSION**

	<b>2012</b>	<b>2013</b>	<b>2014</b>	<b>2015</b>	<b>2016</b>
<b>PRIMARY ROAD</b>	1,410,987	1,539,937	1,598,471	1,694,755	2,607,448
<b>LOCAL ROAD</b>	2,502,364	2,341,030	2,877,478	2,867,374	2,932,963



## MECOSTA COUNTY ROAD COMMISSION

MATERIALS USED	2013		2014		2015		2016	
<b>ASPHALT (Tons)</b>	25,690	18%	21,166	15%	34,659	25%	57,784	42%
<b>CRUSHED GRAVEL (Cyds)</b>	26,610	19%	45,489	32%	24,850	18%	42,983	31%
<b>PIT RUN GRAVEL (Cyds)</b>	7,275	27%	9,932	37%	5,017	19%	4,476	17%
<b>SAND (Cyds)</b>	9,925	28%	15,287	44%	1,521	4%	8,400	24%
<b>BRINE (Gals)</b>	2,614,927	26%	2,765,033	28%	2,680,135	27%	1,950,162	19%



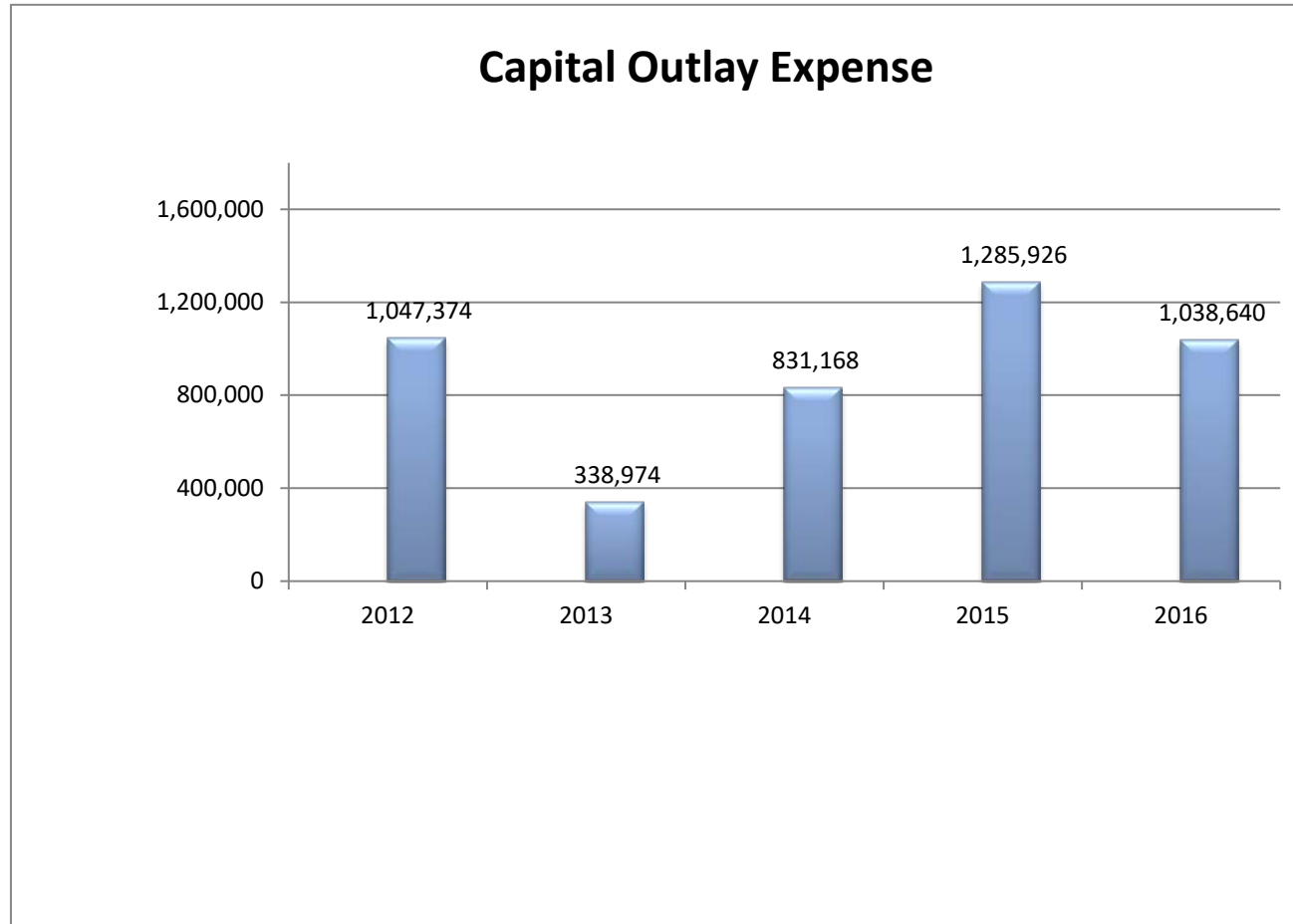
**MECOSTA COUNTY ROAD COMMISSION  
2016  
CAPITAL OUTLAY SCHEDULE**

2016 Purchases/Additions

Land/Land Improvement:	-	\$ -
	<hr/>	
Buildings/Bldg Improvements:		
BR Storage Shed Roof Replace	12,100	\$ 12,100
	<hr/>	
Road Equipment:		
(3) Used Cement Saws	1,872	
(3) Used Compactors	1,560	
(1) Used Trash Pump	281	
(1) Tractor w/attachments	106,732	
(2) Pruning Saws	1,044	
GPS Software	14,620	
New Radios	2,141	
(2) Tandems Accessories	239,262	
(2) Tandems	249,799	
(4) Pickups w/plows	137,053	
(1) Forklift	34,129	
(3) Asphalt Hotbox/Reclaimers	100,698	
(3) Brine Tractors	107,047	
(2) Traffic Counters	2,790	
(1) Used Dumpbox/Spreader	1,403	
(1) Shoulder Retriever	19,671	
	<hr/>	
		\$ 1,020,102
Shop Equipment:		
Calibrating Scales	3,605	
	<hr/>	
		\$ 3,605
Engineering Equipment:		
	<hr/>	
		\$ -
Yards and Storage Equipment:		
	<hr/>	
		\$ -
Office Equipement:		
Computers	2,832	
	<hr/>	
		\$ 2,832
<b>TOTAL 2016 CAPITAL OUTLAY</b>		<u><u>\$ 1,038,640</u></u>

# MECOSTA COUNTY ROAD COMMISSION

	2012	2013	2014	2015	2016
<b>CAPITAL OUTLAY</b>	1,047,374	338,974	831,168	1,285,926	1,038,640



**MECOSTA COUNTY ROAD COMMISSION  
GENERAL FIXED ASSETS FUND EQUITY  
12/31/2016**

**ASSETS**

Land & Improvements		\$ 8,727,648
Buildings	\$ 2,412,980	
Less Accumulated Depreciation	<u>\$ 1,705,896</u>	\$ 707,084
Equipment - Road	\$ 9,193,284	
Less Accumulated Depreciation	<u>\$ 6,788,095</u>	\$ 2,405,189
Equipment - Shop	\$ 79,555	
Less Accumulated Depreciation	<u>\$ 50,954</u>	\$ 28,600
Equipment - Engineering	\$ 32,574	
Less Accumulated Depreciation	<u>\$ 27,896</u>	\$ 4,679
Yard and Storage Equipment	\$ 41,375.56	
Less Accumulated Depreciation	<u>\$ 7,667.59</u>	\$ 33,708
Office Equipment & Furniture	\$ 79,467	
Less Accumulated Depreciation	<u>\$ 71,694</u>	\$ 7,772
Infrastructure	\$ 39,547,194	
Less Accumulated Depreciation	<u>\$ 16,268,841</u>	\$ 23,278,353
<b>TOTAL ASSETS</b>		<b><u>\$ 35,193,033</u></b>

**FUND EQUITY**

Plant & Equipment Equity		<b><u>\$ 35,193,033</u></b>
--------------------------	--	-----------------------------

**MECOSTA COUNTY ROAD COMMISSION  
STATEMENT OF REVENUES  
FOR THE YEAR ENDED DECEMBER 31, 2016**

**Federal Sources**

Surface Transportation "STP" Program	\$ 319,056	
Federal "D" Funds	\$ 2,849	
Other:	\$ 10,667	
Critical Bridge	<u>\$ -</u>	\$ 332,572

**State Sources**

Michigan Transportation Funds	\$ 4,459,945	
Other	\$ 337,406	
Critical Bridge	\$ 793,293	
MDOT Chemical Storage Facility	\$ -	
Rural Primary "D" Funds	\$ 129,223	
Forest Road "E" Funds	\$ 40,041	
Urban Area "F" Funds	<u>\$ -</u>	\$ 5,759,909

**Contributions from Local Units**

City & Village Contributions	\$ -	
Township Contributions	\$ 823,904	
Public/County Contributions	\$ 3,000	
Private Contributions	<u>\$ -</u>	\$ 826,904

**Charges for Services**

Trunkline Maintenance	\$ 1,050,856	
Trunkline Non-Maintenance	\$ 149,999	
Salvage Sales	\$ 1,948	
Driveway Permit Fees/Rd Aband Fees	\$ 3,915	
Fuel Depot/Chloride	<u>\$ 19,549</u>	\$ 1,226,267

**Interest and Rents**

Interest Earned	\$ 3,154	
Property Rentals	<u>\$ 47,020</u>	\$ 50,174

**Other/Other Financing Sources**

Land/Bldg Sales	\$ 3,960	
Gain/Loss on Equipment Disposal	\$ 6,700	
Reimbursements	\$ 13,581	
Installment/Purchases	\$ -	
Note Proceeds	<u>\$ 3,480,000</u>	<u>\$ 3,504,241</u>

**TOTAL REVENUES**

**\$ 11,700,066**

**MECOSTA COUNTY ROAD COMMISSION  
STATEMENT OF EXPENDITURES  
FOR THE YEAR ENDED DECEMBER 31, 2016**

Heavy Maintenance Expense		\$	4,633,215
Maintenance Expense		\$	5,540,411
Trunkline Maintenance Expense		\$	1,083,755
Non Maintenance Expense		\$	149,999
Administrative Expense		\$	268,401
Equipment Expense	\$	2,249,766	
Less Equipment Rental	\$	3,126,754	\$ (876,988)
Capital Outlay Expense	\$	1,038,640	
Less Depreciation	\$	862,296	
Less Equipment Retirements	\$	-	\$ 176,344
Other Expense			
Installment/Lease Payments		\$	35,983
<b>TOTAL EXPENDITURES</b>			<b>\$ 11,011,119</b>

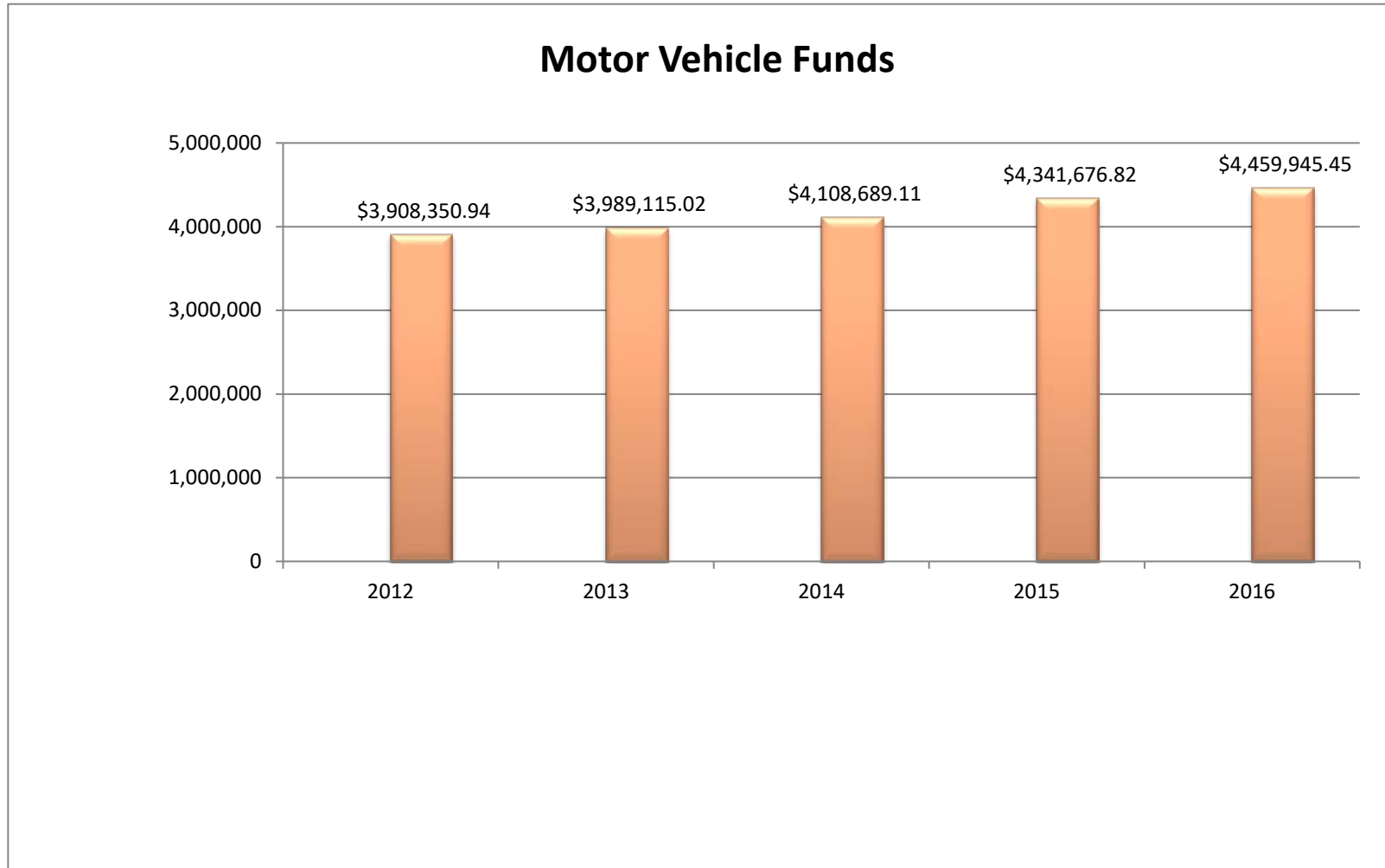
MECOSTA COUNTY ROAD COMMISSION  
STATEMENT OF CHANGES IN FUND BALANCE  
YEAR ENDED 12/31/16

	Primary Road Fund (P)	Local Road Fund (L)	Co. Road Comm Fund (C)	Total (T)
Total Revenues	\$ 7,575,418	\$ 2,826,516	\$ 1,298,132	\$ 11,700,066
Total Expenditures	\$ 6,620,896	\$ 3,337,640	\$ 1,052,583	\$ 11,011,119
Excess of Revenues over (under) Expenditures	<u>\$ 954,521</u>	<u>\$ (511,123)</u>	<u>\$ 245,549</u>	<u>\$ 688,947</u>
Optional Transfers	\$ (511,123)	\$ 511,123		
Optional Transfers Emer. Local to Primary	\$ -	\$ -		
Total Optional Transfers	<u>\$ (511,123)</u>	<u>\$ 511,123</u>		
Excess of Revenues over (under) Expenditures	<u>\$ 443,398</u>	<u>\$ 0</u>	<u>\$ 245,549</u>	<u>\$ 688,947</u>
Beginning Fund Balance	\$ 1,179,567	\$ -	\$ 1,075,859	\$ 2,255,426
Adjustments	\$ -	\$ -	\$ -	\$ -
Beginning Fund Balance Restated	\$ 1,179,567	\$ -	\$ 1,075,859	\$ 2,255,426
Interfund Adjustment	\$ -	\$ -	\$ -	\$ -
Ending Fund Balance	<u>\$ 1,622,965</u>	<u>\$ -</u>	<u>\$ 1,321,408</u>	<u>\$ 2,944,373</u>



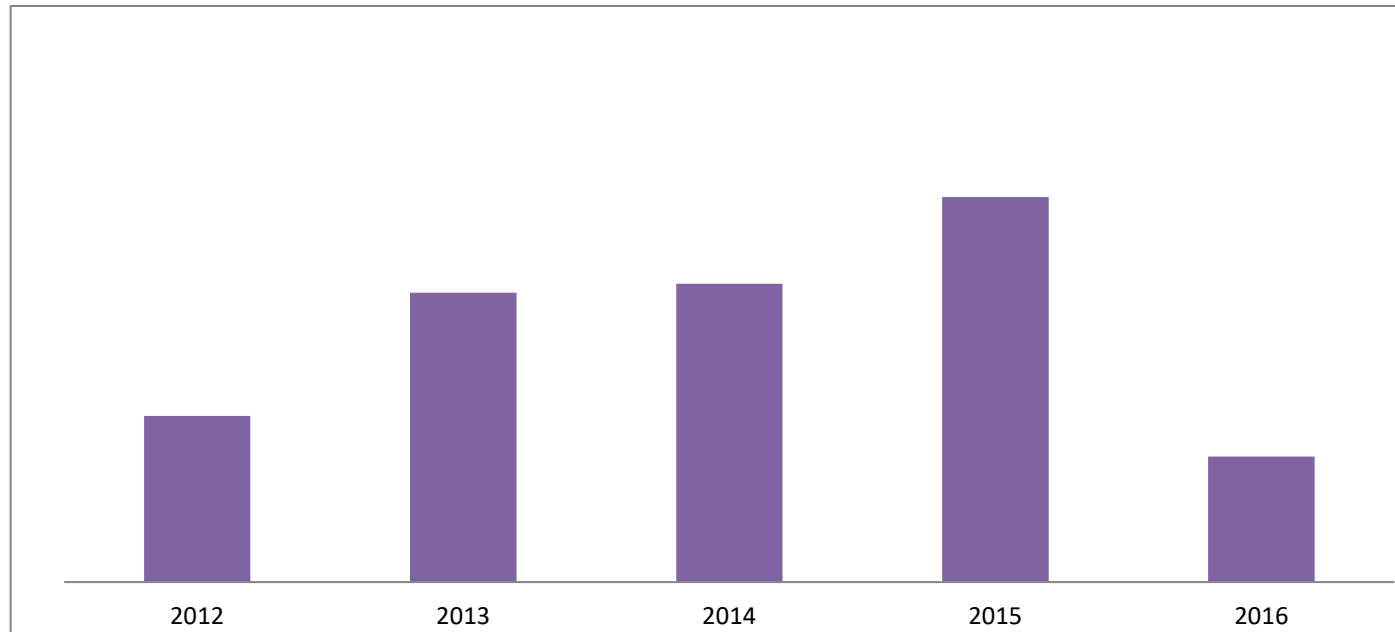
**MECOSTA COUNTY ROAD COMMISSION**

	<b>2012</b>	<b>2013</b>	<b>2014</b>	<b>2015</b>	<b>2016</b>
<b>MVF</b>	\$ 3,908,350.94	\$ 3,989,115.02	\$ 4,108,689.11	\$ 4,341,676.82	\$ 4,459,945.45



# MECOSTA COUNTY ROAD COMMISSION

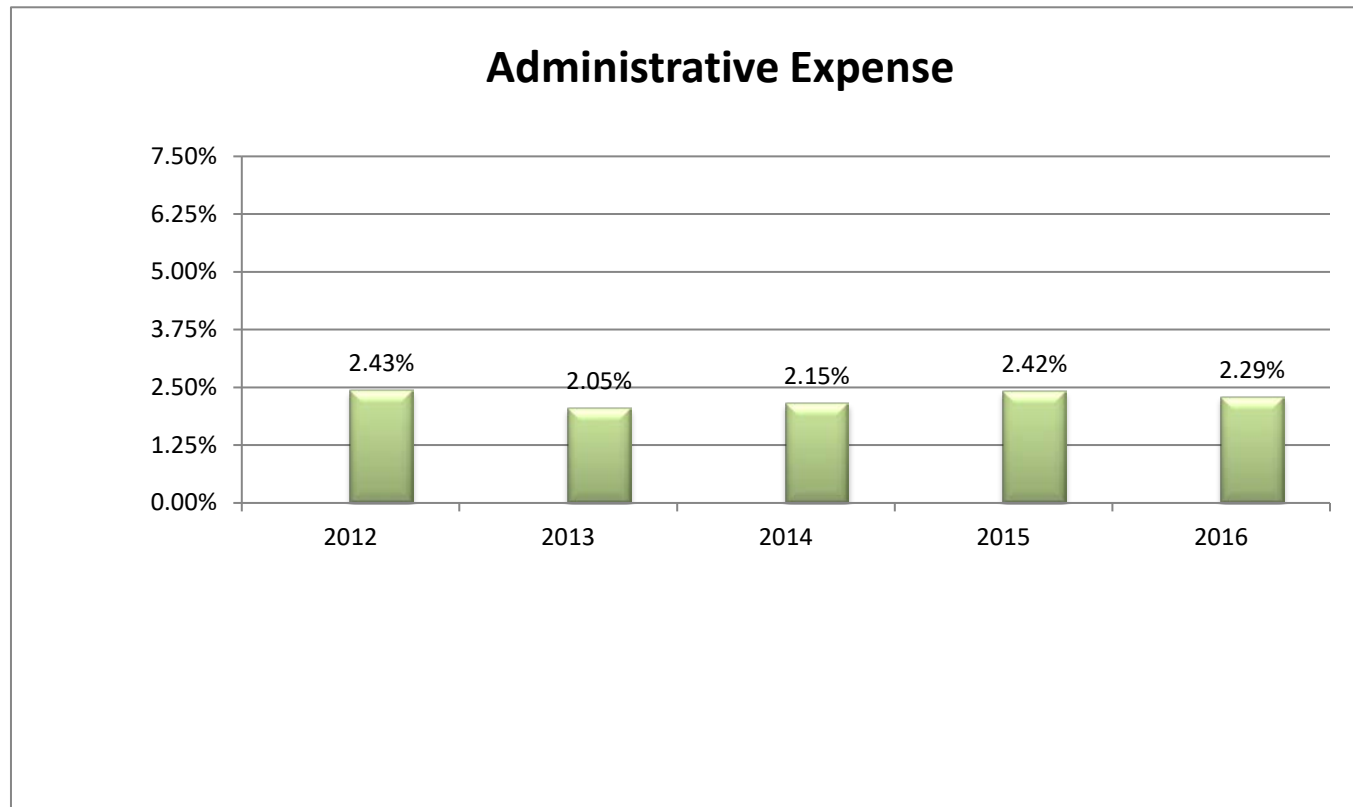
	2012	2013	2014	2015	2016
<b>Federal Funds</b>	\$ 440,778.16	\$ 766,924.12	\$ 791,294.31	\$ 1,021,239.96	\$ 332,572.06



Note: Federal Funds Projects:  
Preventive Maintance Projects  
Pierce Road; 130th - Buchanan  
5 Mile Rd; 70th Ave - 40th Ave

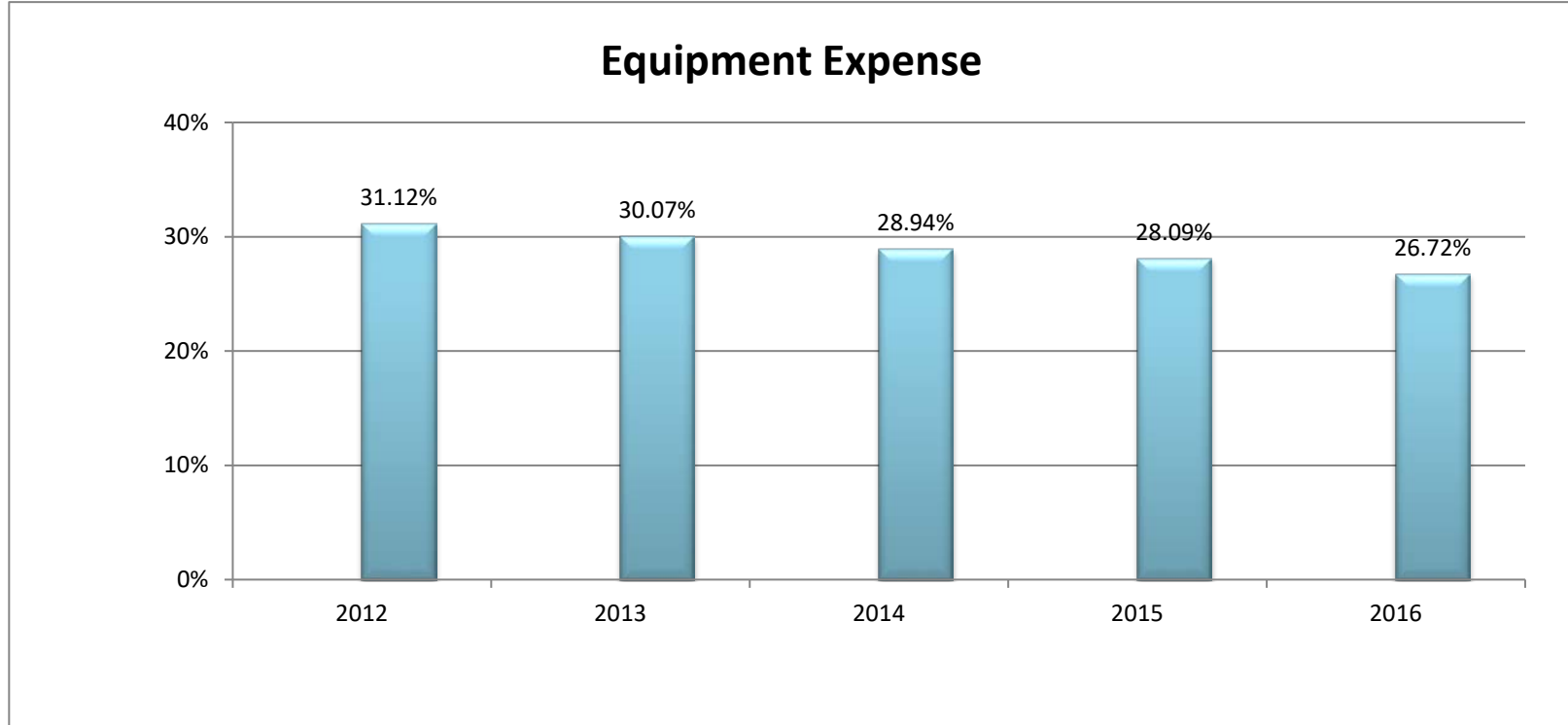
**MECOSTA COUNTY ROAD COMMISSION  
BUDGET PERCENTAGE REPORT**

	<b>2012</b>	<b>2013</b>	<b>2014</b>	<b>2015</b>	<b>2016</b>
<b>ADMINISTRATIVE EXPENSE</b>	<b>2.43%</b> 177,069	<b>2.05%</b> 167,758	<b>2.15%</b> 183,499	<b>2.42%</b> 211,304	<b>2.29%</b> 268,401
<b>TOTAL BUDGET</b>	7,281,950	8,170,623	8,539,927	8,800,700	11,701,071



**MECOSTA COUNTY ROAD COMMISSION  
BUDGET PERCENTAGE REPORT**

	<b>2012</b>	<b>2013</b>	<b>2014</b>	<b>2015</b>	<b>2016</b>
<b>EQUIPMENT OPERATING EXPENSE</b>	<b>31.12%</b> 2,265,950	<b>30.07%</b> 2,456,647	<b>28.94%</b> 2,471,689	<b>28.09%</b> 2,470,178	<b>26.72%</b> 3,126,754
<b>TOTAL BUDGET</b>	7,281,950	8,170,623	8,539,927	8,793,700	11,701,071



**MECOSTA COUNTY ROAD COMMISSION  
SCHEDULE OF 2016  
TOWNSHIP CONTRIBUTIONS EXPENDITURES**

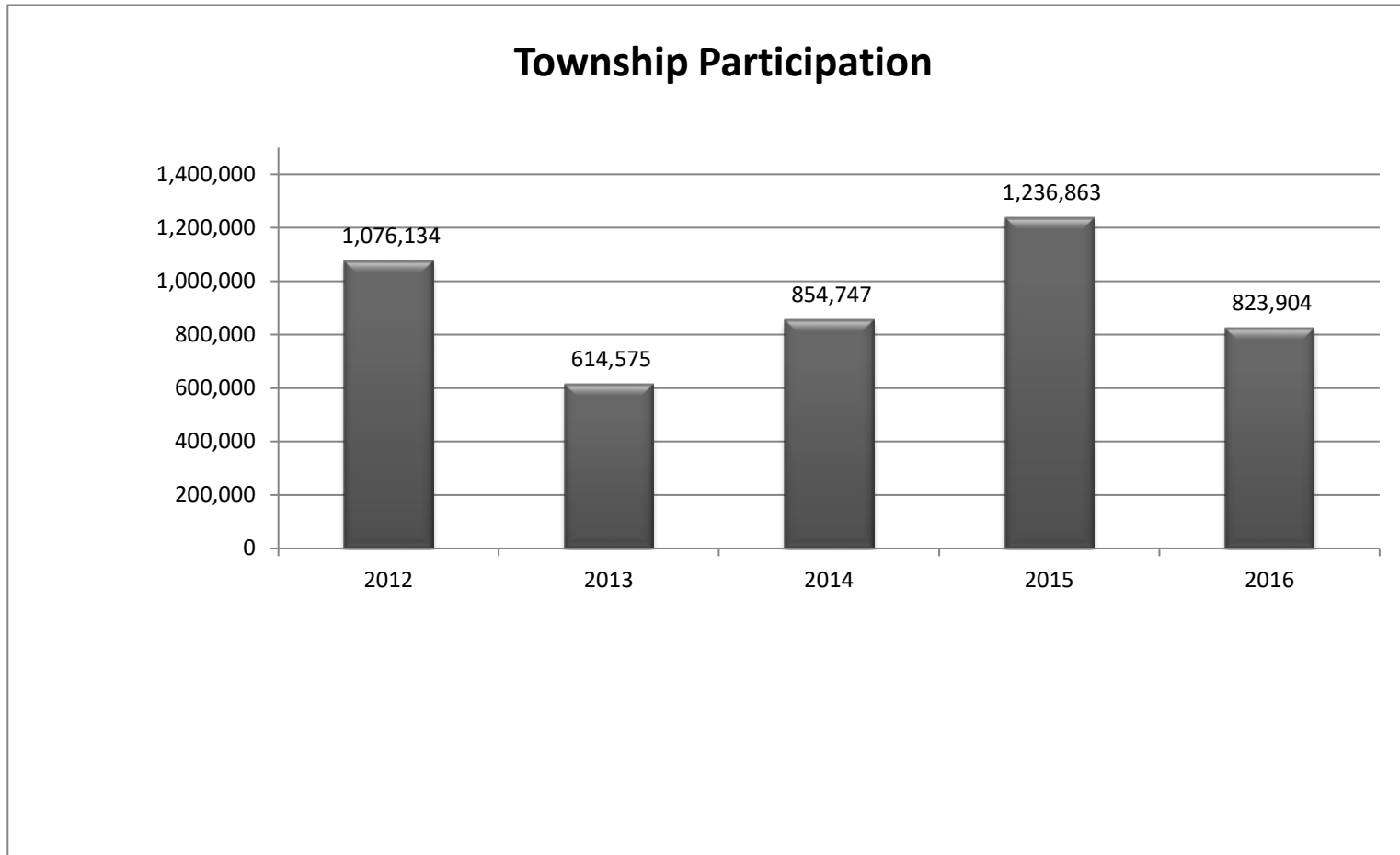
TOWNSHIP	REGULAR MAINT. EXPENDITURE	HEAVY MAINT. EXPENDITURE	TOTAL TOWNSHIP EXPENDITURES	2016 CONTRIBUTION	TOWNSHIP OTHER*
Aetna	\$ 304,779.37	\$ 221,682.25	\$ 526,461.62	\$ 123,342.96	\$ -
Austin	\$ 402,005.34	\$ 737,415.72	\$ 1,139,421.06	\$ 15,000.00	\$ -
Big Rapids	\$ 463,603.07	\$ 409,902.85	\$ 873,505.92	\$ 201,532.67	\$ 214.53
Chippewa	\$ 503,140.31	\$ 38,595.40	\$ 541,735.71	\$ 6,400.00	\$ -
Colfax	\$ 451,011.73	\$ 484,271.12	\$ 935,282.85	\$ 105,019.86	\$ 2,603.09
Deerfield	\$ 360,763.90	\$ 622,671.21	\$ 983,435.11	\$ 37,236.86	\$ -
Fork	\$ 268,561.00	\$ 8,858.75	\$ 277,419.75	\$ 7,400.00	\$ 2,002.33
Grant	\$ 176,058.20	\$ 20,242.57	\$ 196,300.77	\$ -	\$ -
Green	\$ 340,163.25	\$ 180,991.23	\$ 521,154.48	\$ 3,200.00	\$ 6,234.88
Hinton	\$ 387,399.78	\$ 805,406.80	\$ 1,192,806.58	\$ 4,300.00	\$ -
Martiny	\$ 318,670.57	\$ 43,130.58	\$ 361,801.15	\$ 54,466.33	\$ 1,559.61
Mecosta	\$ 325,390.93	\$ 142,214.89	\$ 467,605.82	\$ 77,024.46	\$ 2,495.63
Millbrook	\$ 233,524.43	\$ -	\$ 233,524.43	\$ 3,200.00	\$ 1,331.27
Morton	\$ 445,079.32	\$ 917,831.18	\$ 1,362,910.50	\$ 177,580.52	\$ 1,407.64
Sheridan	\$ 277,283.08	\$ -	\$ 277,283.08	\$ 3,800.00	\$ 1,980.00
Wheatland	\$ 282,976.30	\$ -	\$ 282,976.30	\$ 4,400.00	\$ 2,720.00

\$ 5,540,410.58    \$ 4,633,214.55    \$ 10,173,625.13    \$ 823,903.66    \$ 22,548.98

\*Township Other: Township **Paid to Others** (and/or MCRC )such as Electric Utilities for Street Lighting, paid for signs and snow removal.

# MECOSTA COUNTY ROAD COMMISSION

	2012	2013	2014	2015	2016
<b>TOWNSHIP PARTICIPATION</b>	1,076,134	614,575	854,747	1,236,863	823,904



**MECOSTA COUNTY ROAD COMMISSION  
2016  
SCHEDULE OF TOWNSHIP MILEAGE AND POPULATION**

<u>TOWNSHIP</u>	<u>LOCAL</u>	<u>LOCAL URBAN</u>	<u>PRIMARY</u>	<u>PRIMARY URBAN</u>	<u>POPULATION</u>
AETNA	55.69	0.00	15.47	0.00	1,992
AUSTIN	56.04	0.00	15.35	0.00	1,561
BIG RAPIDS	58.16	27.81	14.29	8.19	4,208
CHIPPEWA	47.85	0.00	25.01	0.00	1,212
COLFAX	51.66	4.17	17.56	3.08	1,933
DEERFIELD	56.58	0.00	24.00	0.00	1,630
FORK	61.12	0.00	12.50	0.00	1,249
GRANT	44.27	0.00	18.01	0.00	686
GREEN	65.39	6.25	18.06	2.56	3,292
HINTON	58.13	0.00	22.05	0.00	1,126
MARTINY	48.75	0.00	23.27	0.00	1,625
MECOSTA	54.49	7.10	15.53	0.00	2,404
MILLBROOK	51.56	0.00	16.90	0.00	1,113
MORTON	41.45	0.00	14.31	0.00	3,854
SHERIDAN	55.79	0.00	13.41	0.00	1,393
WHEATLAND	54.53	0.00	6.00	0.00	1,403
<b>TOTALS</b>	<b>861.46</b>	<b>45.33</b>	<b>271.72</b>	<b>13.83</b>	<b>30,681</b>